



Road clearing technology for professionals

Graders | Wheel loaders | Tractor

Cranab[®]  **Slagkraft[®]**

FASSI GROUP

Robust equipment for safe roads

Slagkraft is Scandinavia's leading manufacturer of road clearing machines. Through 45 years of development, manufacturing and collaboration with customers, we have built up a product range that is recognized and liked by professional users throughout Europe.

Our system for road clearing machines consists of power packs, cranes and mowers. The program is module-based and depending on the type of machine that carries the equipment, all or parts of the system are used. In addition to the great flexibility, Slagkraft's products are known for being reliable, ergonomic and of very high quality.

We create road clearing machines for you who make the roads safer. Well-cut ditches, slopes and roadsides mean better visibility and lower accident risk. There is a clear link between road maintenance and road safety. We have what is needed for you who pave the way for safe traffic.



**Slagkraft's road clearing equipment
is used for professional work in the
maintenance of road sides, ditches and
slopes in different environments.
No road is too small. No road is too big.**

Solutions for many different needs.

Slagkraft road clearing equipment has many combination possibilities. The system is adapted for several types of carrier machines, machine sizes and areas of use. The products have worldclass driving characteristics and are durable for tough and continuous use during long work shifts.

Slagkraft equipment is developed for wheel loaders, graders and other machines such as agricultural tractors. The program is complete, from engine power packs to cutter including control systems. We deliver solutions that suit both the machine, the environment and the assignment.

→ WHEEL LOADERS

From 10 ton machines and up.

Slagkraft products are suitable for both smaller and larger wheel loaders.

→ GRADERS

Clearing makes the grader more versatile.

We have solutions with both under-mounted and side-mounted units.

→ OTHER MACHINES

Do you want to clear with another carrier?

Slagkraft products can for example be used on, agricultural tractors, backhoe loaders and excavators.



What solution suits you?

Choose power pack, crane and mower according to your specific needs.

Slagkraft's modular system consists of power packs of various sizes, cranes with ranges from five up to eleven meters and complete mowers for bush clearing and grass clearing.

To achieve the best work result, it is important to have the right product combination. As an aid, we have therefore produced a clear product guide that shows which power packages, cranes and mowers fit together with different carrying machines. The guide can be found at the bottom of the page.

AN INTRODUCTION TO SLAGKRAFT CLEARANCE SYSTEMS

Our power packs are well-developed, reliable and strong. They are fuel efficient and meet all applicable emission requirements within the framework of EU Stage V. The power packs are well balanced and are available for front mounting on wheel loaders and tractors as well as side or under mounting on graders.

Our cranes are robust, have ranges up to eleven meters and are very compliant. The latest models are based on the same technology as Cranab's popular forwarder cranes and are, among other things, equipped with protected hose routing and a high crane pillar for the best visibility. We have both single and double telescopic cranes.

Our mowers are strong and protect both the environment and equipment thanks to durable side plates, chain curtains and rubber parts. The sturdy and sloping cover means that the mower is always kept clean from grass and bush.

The machine operator controls all equipment comfortably and safely from the cab. The joystick is ergonomic and all machine information is clearly shown via a color touch screen where settings can also be made. The driving characteristics are very good thanks to the compliant hydraulics and the modern, proportional steering system.

VEHICLE	POWER PACK	COMPACT	CRANE	SH - Chain mowers						TW - Offroad chain mowers				V - Flail mowers	
Wheel loaders from 10ton	W70			SC7			SH125	SH150	SH170			SH150-60-TW90	SH150-80-TW90	V130	V160
Wheel loaders from 13ton	W180			SC7	SC8		SH125	SH150	SH170	SH190	SH210	SH150-60-TW90	SH150-80-TW90	V130	V160
Graders - Side hung	G180					SC160	SH125	SH150	SH170	SH190	SH210	SH150-60-TW90	SH150-80-TW90	V130	V160
Wheel loaders from 10ton		Compact	SC45				SH125	SH150				SH150-60-TW90	SH150-80-TW90	V130	V160

These are Slagkraft recommendations, but depending on the carrier and needs, there are opportunities for other adaptations.



**CHOOSE RIGHT DIRECTLY**

Contact us or a service dealer when choosing equipment.

You can find the nearest dealer at www.slagkraft.com

”I have driven machines all my life and can say that Slagkraft has been completely worry-free, I just drive and drive.”

Torbjörn Nilsson - Fjällmyra AB



POWER PACKS

Strong, efficient power packs that do the job during tough work shifts - every day.

Slagkraft's strong power packs are environmentally friendly, user-friendly and have world-class operating characteristics. All packages contain well-built diesel engines from one of the world's leading engine manufacturers, Caterpillar. The engines are efficient and meet all applicable emission requirements for EU Stage V.

Our power packs are well-designed and robust. They are also easy to maintain, service and to mount on the machine.

Each power pack is combined with a crane and a stroke. To choose the right power pack, you start from the type of carrier machine you have, the size of the carrier and the crane model to be used. The crane is selected based on the desired range, type of mower as well as the working width of the mower.

OUR POWER PACKS



W70 • Our smallest power pack with great power and performance. Engine power 55 kW / 75 hp. No DEF fluid is needed.



W180 • New generation powerful power pack for wheel loaders. Powered by a powerful CAT C4.4 diesel engine that produces 129kW / 175hp.



G180 • A robust power pack adapted for use on graders. Built on the same technology and has the same performance as the W180.



→ CAPACITY (kW)

Our strong power packs have effects from 55 kW to 129 kW

More technical specifications can be found on page 26





W70

W70 - a power pack for slightly smaller machines

Our smallest diesel-powered power pack W70 is adapted for smaller carriers. The package is intended to be used primarily for clearing road networks and areas where flexibility is required.

DESIGN

The power pack is designed and engineered to be reliable and compact. It has a low construction height and optimal center of gravity for best visibility and balance.

ENGINE

The W70 is powered by a Cat C3.6 diesel engine and fulfils the emission standards of EU Stage V. The engine has no DEF system and does not need DEF fluid or similar additives as the engine power is 55 kW.

HYDRAULICS

The components of the hydraulic system are selected with a view to high operational reliability, compliance and good driving characteristics. They are also easily accessible for service and maintenance.

crane pillar??

BALANCE

The weight distribution means that the power pack is very well balanced. For example, the center of gravity of the crane is close to the crane pillar and low down towards the frame.

LOW BUILDING HEIGHT AND GOOD VISIBILITY

The engine package's low construction height provides very good visibility, comparable to a bucket.

ENGINE

The W70 is equipped with a Cat Stage V engine to meet the increased demands on the environment, reliability and productivity.

HYDRAULIC OIL COOLER

The W70 has a small and efficient radiator that is located on the front with good accessibility. A reversible fan blows out and cleans the radiator at regular intervals when no cooling is necessary.



SERVICE AND MAINTENANCE

The diesel engine service points are located on the front. The engine package is equipped with quick couplings for filling hydraulic oil and emptying the hydraulic tank. It is easy to change filters and an indication shows when it is time to change them.

DIESEL TANK

The tank's generous volume of 154 liters provides long operating time between refuelings.



DID YOU KNOW THAT...

... The low engine package provides a visibility comparable to a bucket?

We have improved the design of the W70. The construction height is only 945 mm on the middle part of the package. Together with the SC7 crane, which is open around the crane column and lifting arm, the transparency is extra good.

... The W70 has an electronic main switch.

This makes the start-up procedure easier for the operator and reduces the risk of forgetting to turn off the power.



W70 – POSSIBLE COMBINATIONS

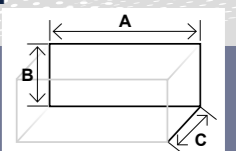
W70 COMBINATIONS

W70 fits very well with our latest crane model SC7. It is a flexible solution that has a range of up to 7.5m with SH170 stroke.



MEASURE

- A WIDTH: 238 cm
- B HEIGHT: 111 cm
- C DEPTH: 126 cm





W180 / G180

W180 & G180 – lika men inte identiska motorpaket.

Våra största dieseldrivna motorpaket W180 och G180 är väldigt lika. Den huvudsakliga skillnaden är att W180 används till hjullastare och underhängt montage på vägghyvlar samt G180 till sidohängt montage på vägghyvlar. Båda paketen är riktigt robusta och kraftfulla.

DESIGN

Motorpaketen W180 och G180 är konstruerade och designade utifrån prestanda, driftsäkerhet och servicevänlighet. Allt finns samlat och skyddat men samtidigt lättåtkomligt.

MOTOR

Hjärtat i motorpaketen är en dieseldriven C4.4-motor från Caterpillar som ger 176 hästkrafter (129 kW) och 750 Nm (vid 1400 rpm). Motorn är bränsleeffektiv och uppfyller utsläppskraven för EU Steg V.

NYA GENERATIONEN

W180 och G180 ingår i nya generationens motorpaket med till exempel lågt placerad kraninfästning, Steg V-motor, bättre placerade komponenter och smarta lösningar. Resultatet är mycket god viktfordelning, balans, fina köregenskaper och mycket bra sikt.

VALVE BLOCK

The power packs valve block is located close to the attachment and is both well protected and easily accessible for service and maintenance.



CRANE MOUNTING

The crane attachment is mounted low, which means better visibility and stability.

LIGHTNING

By default, the W180 has several lighting points in the front, while the G180 has lighting on the side. This makes the surroundings more visible and the work safer. The lighting is also supplemented with lamps on the crane.

THE FUEL TANK?

The power packs tank has a new panel for easy access when refueling both diesel and DEF fluid. Protected by a lockable hood. The tank holds 200 liters of diesel.

DOUBLE BATTERIES

The W180 and G180 are equipped with a powerful battery pack consisting of dual batteries. The well-protected package sits on a pull-out shelf mounted on slide rails for easy access for service and maintenance.



MOTOR

Både W180 och G180 drivs av en ny C4.4-dieselmotor från Caterpillar som ger 175 hk / 129 kW. Motorn uppfyller de gällande utsläppsnormerna enligt EU steg V.

OIL COOLER

Is mounted at the tool holder and has the fans on the inside, which provides optimal cooling and maximum protection.



GOOD TO KNOW!

MOUNTING

The main difference is that the W180 is used for wheel loaders and under mounting on graders and the G180 for side-mounted mounting on graders.

SERVICE AND MAINTENANCE

The engine packages are designed to be easy to maintain, whether it's refilling fluids, filter changes or daily inspections.



POSSIBLE COMBINATIONS

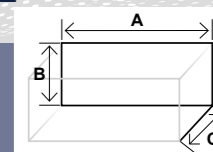
W180 can be combined with crane models SC7 and SC8. G180 is combined with SC160.

Depending on the choice of crane, most of our mowers also fit. See table on page 4.



MEASURE

- A WIDTH: 238 cm
- B HEIGHT: 142 cm
- C DEPTH: 171 cm



CRANES

With our cranes you can reach both safe and long.

Our cranes are manufactured with high demands on quality and reliability. With technical solutions, including four-point linkage and double swing system, they are built to ensure the needs for efficiency and reliability that are met in professional use.

Cranes SC7 and SC8 belong to Slagkraft's new crane generation. They are based on Cranab's popular technology for forwarder cranes with properties such as high operational reliability, leading material, protected construction of both hoses and hydraulic cylinders and an optimized geometry.

Our cranes are offered with different ranges, all to suit the conditions of road clearing and nature as well as each user's needs.

→ WORKING WIDTH

Our unique twin slew system makes it possible to work on both sides of the machine.

Standard on SC7 and SC8. Optional on SC45 and SC160.



SC8 • A crane with the latest technology, high crane pillars and protected construction. Range up to 8.5 meters.



SC8 • A crane with the latest technology, high crane pillars and protected routing. Range up to 8.5 meters.



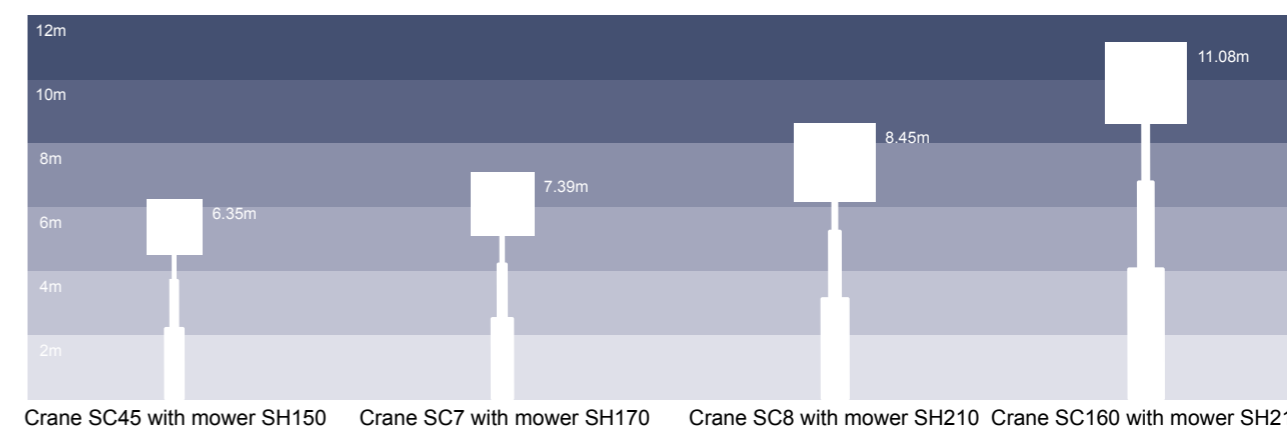
SC8 • A crane with the latest technology, high crane pillars and protected construction. Range up to 8.5 meters.



SC160 • A robust crane with a long range up to 11 meters and double telescopic technology. For clearing larger road networks.

Maximum range with each stroke

The range is illustrated based on our recommendation on the choice of largest cutter.





SC45 / SC160

SC45 and SC160 - well-proven and reliable cranes

Impact cranes SC45 and SC160 are reliable and well-built for efficient bush clearing.

EFFICIENT WORK
The cranes are manufactured with high demands on quality and reliability. With technical solutions such as four-point linkage and double swing system are built to ensure the needs for efficiency and reliability that are met professional users.

LEADING RANGE
SC160 is the largest crane we offer in the program. It has the longest range of all cranes. Thanks to its double telescopic technology, it reaches up to 11 meters, which makes it especially useful in work where you have to reach really far and to meet the customer's special requirements for clearing.

CAREFULLY SELECTED MATERIALS
We manufacture our cranes in high-quality steel and the welding process is essentially robotic. We put a lot of care into the work to achieve best service life.

FOUR POINT LINK

Four-point link between lifting arm and rocker arm gives the rocker arm a smooth movement and speed over the entire register, which also gives very good working properties near the machine.

READY FOR MOWER

Our robust brackets are adapted for both easy mounting on mowers and attachment to the crane tip.

COMPACT

SC45 is the crane that fits our flexible Compact system that is connected to the carrier's hydraulics without the need for a power pack. See more on page 22.

STRONG MATERIAL

Our cranes are built in high-quality steel and are essentially robot-welded. The cranes are stable and strong.

ROBUST MOUNTING

The crane attachment is robust and well-designed for efficient work, stability and a smooth turning movement. It contributes to the good properties of the crane column and the lifting arm.

→ UNIQUE SWING SYSTEM

OPTIONAL SWING SYSTEM

SC45 and SC160 can be equipped with our unique twin slew system that makes it possible to work with the crane on both sides of the machine. A very convenient, practical and safe solution.

→ LARGE RANGE

REACH EVERYWHERE

Our cranes are available with different ranges, all to meet your needs. SC45 reaches up to 6.3 meters and SC160 reaches up to eleven meters with mower.

→ SC160

DOUBLE TELESCOPIC BOOM

SC160 is the longest crane in Slagkraft's range. It is equipped with a double telescope to reach the maximum range, at a full eleven meters.



SC7 / SC8

SC7 and SC8 - with high crane pillar for good visibility

The cranes SC7 and SC8 belong to our new and modern crane generation completely adapted for Slagkraft's products and road clearing work.

RECOGNIZED TECHNOLOGY

The new SC7 and SC8 are based on technology and features taken directly from Cranab's world-famous forwarder cranes. Distinctive features are high operational reliability, leading material selection, and optimized geometry.

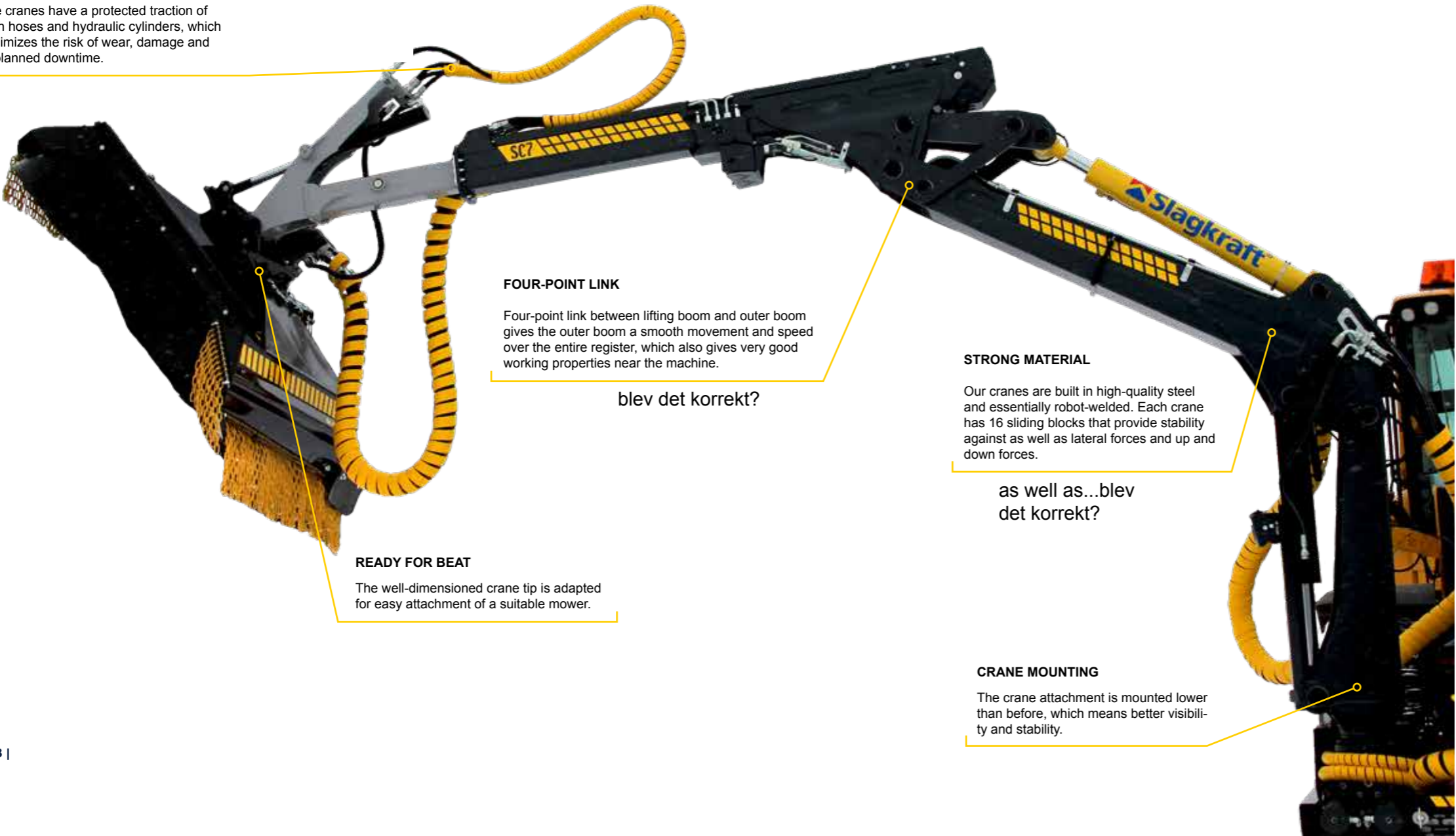
UNIQUE TURNING SYSTEM

SC7 and SC8 are as standard already from the factory equipped for our unique twin slew that makes it possible to work with the crane on both sides of the machine. This means that with a frontmounted power pack it is possible to clear the left and right side of the machine in the same direction of travel. A very efficient and traffic-safe solution.

WELL PROTECTED CONSTRUCTION

The cranes have a protected traction of both hoses and hydraulic cylinders, which minimizes the risk of wear, damage and unplanned downtime.

routing



FOUR-POINT LINK

Four-point link between lifting boom and outer boom gives the outer boom a smooth movement and speed over the entire register, which also gives very good working properties near the machine.

blev det korrekt?

STRONG MATERIAL

Our cranes are built in high-quality steel and essentially robot-welded. Each crane has 16 sliding blocks that provide stability against as well as lateral forces and up and down forces.

as well as...blev det korrekt?

READY FOR BEAT

The well-dimensioned crane tip is adapted for easy attachment of a suitable mower.

CRANE MOUNTING

The crane attachment is mounted lower than before, which means better visibility and stability.



SC7 – SC8

SERVICE-FRIENDLY

Thanks to the cranes' protected construction for hoses and cylinders, the need for maintenance is very small. The lubrication points are retracted and easily accessible.



BELYSNING

WELL-PLACED LIGHTING

Together with the power pack, our cranes have three well-placed lighting points as standard. On the outer boom are two lamps, on the crane pillar is one. There are additional lights on the engine package.



VERY GOOD REACH

LARGE WORK AREAS

Together with our unique twin slew and the SC cranes' range of 7.3m for SC7 and 7.6m /8.4m for SC8, large work areas are reached on both sides of the carrier.

blev det korrekt?
work areas
twin slew??



MOWERS

With our mowers, you keep clean regardless of terrain.

Our mowers are highly efficient and designed to be reliable, easy to maneuver and safe for the environment.

Slagkraft offers three models of mowers for a wide range of applications. The V-model is a mower for easy clearing of grass, while the TW-model is intended for clearing off-road in tougher terrain, such as power line corridors or forest roads. The SH-model is our bestseller and the most common model for clearing along roads.

Both SH and TW mowers are chain cutters and provide maximum clearing efficiency. They can clear bush with great precision and power. The cutting heads are robust, reinforced and well welded. Thanks to the design with sloping covers and shiny surfaces, no grass or shrubbery residue sticks to the tops of the mowers, which makes them easy to maintain.

The chains are available in two different sizes depending on the work, 10mm for grass and bush, 13mm for coarser clearing in terrain such as forest slopes and power line streets. It is easy to change the chain and thanks to the well-dimensioned side guards, the risk of residues from the vegetation bursting out of the mower is reduced.

ROADS



SH | CHAIN MOWERS

The SH model is used for clearing alongside roads, ditches and slopes.



The SH mowers are available in five different sizes with working widths from 1250mm to 2100mm.

TERRAIN



TW | OFFROAD MOWERS

The TW model, also called "Offroad chain mower" is intended for clearing in terrain, power line corridors and other demanding environments. The fact that it is open on both sides enables sweeping work back and forth.



The TW mowers are available in two different models with a working width of 1500mm and for different hydraulic motor options.

GRASS



V | FLAIL MOWERS

The V-model is best suited for clearing grass.



The V-mowers are available in two different sizes with working widths from 1300mm to 1600mm.



COMPACT

A smart solution that means you do not need a power pack to run the road clearing equipment. Compact connects directly to your wheel loader's hydraulic system.

Our simplest solution that is suitable for easier road clearing is the Compact system. It is developed for use on wheel loaders together with the smallest crane SC45 and a mower with a smaller clearing width. The Compact system is for carriers that have either single-circuit or dual-circuit hydraulic systems and that meet the correct specifications for pressure and flow.

Instead of choosing one of the diesel-powered power packs W70 or W180, the Compact system's own base unit is used, which is connected directly to the wheel loader's hydraulic socket. The well-balanced base unit is complete with crane attachment and all connections. Plug in and you're ready for clearing.

”

The Compact system is a complete and very suitable solution for easier road clearing.

Magnus Hedman, Cranab



STRONG AND BIG ENOUGH

EASIER CLEARING FOR PROFESSIONALS

The Compact system is a perfect alternative when your needs are large enough to use a professional equipment but when you do not have to switch to a diesel-powered power pack with larger cranes and mowers.



COMPLETE SOLUTION

SIMPLE AND EFFICIENT

The base unit of the Compact system is built to be well-balanced and lightweight. The unit has all the connections needed. Compact is delivered complete with a control system.



DRIVER ENVIRONMENT

Our products are an important part of the driver's workplace. Therefore, we take great account of ergonomics and safety in our development work.

We know how important the work environment is for the machine operator. The work shifts are often long and the concentration needs to be constantly at the top. The machine operator always needs to have a good overview of the surroundings, full control over edges, signs, railings and posts at the same time as the road clearing equipment is to be controlled and the vehicle driven. That is why we attach great importance to developing and refining our products so that they are well-balanced, reliable and easy to maneuver.

STEERING

The machine's crane and mower are controlled proportionally with a modern and ergonomic joystick. This makes it easier for the driver to hold one hand on the steering wheel and maneuver the machine with the other. Next to the display both start lock and emergency stop are mounted. For increased safety, there are door microswitches for the cab that stop the operation of the road clearing equipment if the door is accidentally opened.

MONITORING AND OPTIONS

The easy-to-understand color touch screen monitors engine and hydraulic functions. For the W70 engine package, the driver on this screen can make individual choices to adjust crane speed, engine speed and much more. The location of the display is flexible. The display can be mounted in any place in the cab.

”

In the design work, we always strive to think from a driver's perspective.

Per Malmström | Constructor



Proportional control system

Our well-developed control system is proportional and is therefore very compliant and accurate. The crane and the mower are controlled with precision with the joystick.

Lighting

The W180 power pack have several lighting points in the front as standard, while the G180 has lighting on the side. This makes the surroundings more visible and the work safer. The lighting is also supplemented with lamps on the crane that illuminate the entire work.

Color touch screen with machine information

The color touch screen is available in different sizes and monitors engine and hydraulic functions. Here, if the W70 power pack is used, the driver can also adjust crane speed, engine speed and much more (For W180 / G180, the same settings are made via the joystick). For the W70 there is also a speed adjustment with overdrive mode. This means that the driver can quickly switch between two speed modes.

Joystick

The ergonomic joystick is equipped with buttons, rollers and palm rest. An adjustable armrest is standard.

Service & support

The daily supervision is simple. The power packs service points such as filters, oil dipstick and battery cover are assembled and easily accessible from ground level. The lubrication points of the cranes are lowered. Slagkraft is always available for support

Term

The high crane pillars on SC7 and SC8 mean that the visibility is great through the work area. The construction height of the W70 power pack provides a visibility comparable to a bucket.

POWER PACK

TECHNICAL DATA W70 | W180 | G180

MODELL		W70	W180	G180
Diesel engine	Make	CAT	CAT	CAT
	Modell	C3.6	C4.4	C4.4
	Meets exhaust requirements	EU Steg V	EU Steg V	EU Steg V
	Cylinders	4	4	4
	Stroke volume (liters)	3,62	4,4	4,4
	Injection system	Electronic	Electronic	Electronic
	Intake system	Turbo with charge air cooler	Double turbo with charge air cooler	Double turbo with charge air cooler
	Max power (kW / hp / speed)	55,4 / 75,3 / 2400	129,4 / 176 / 2200	129,4 / 176 / 2200
	Max torque (Nm / rev)	424 / 1200	750 / 1400	750 / 1400
Hyraulic system	Pump stroke	Rexroth A20VO60	Rexroth A11VO75	Rexroth A20VO95
	Max pressure (bar)	285	350	380
	Filter	10 µm	10 µm absolute	10 µm absolute
	Crane pump	Rexroth A20VO60	Sauer-Danfoss Serie 45 / 74cc	Rexroth A20VO60
	Max pressure (bar)	250	250	260
	Control valve	Parker P70	Parker L90LS	Parker L90
Electrical system	Voltage	24V DC	24V DC	24V DC
	Battery capacity	2x60Ah	2x60Ah	2x60Ah
	Generator	100A	85A	85A
Control system	Control unit	Parker IQAN	Parker IQAN	Parker IQAN
	Joystick	5-plug	5-plug	5-plug
	Warning functions	Oil pressure, engine temp, charging, engine function, exhaust purification, hydraulic oil level, hydraulic oil temp, fuel level	Oil pressure, engine temp, charging, engine function, exhaust purification, hydraulic oil level, hydraulic oil temp, fuel level	Oil pressure, engine temp, charging, engine function, exhaust purification, hydraulic oil level, hydraulic oil temp, fuel level
	Start – stopp of stroke	Proportional with ramp function	Proportional with ramp function	Proportional with ramp function
	Throttle control	Electronic	Electronic	Electronic
Weight and volume	Dry weight (kg)	1400	1700	1700
	Diesel tank (liter)	154	200	200
	DEF tank (liter)		15	15
	Hydraulic oil tank (liter)	104	160	160
	Hydraulic system (liter)	130	190	190

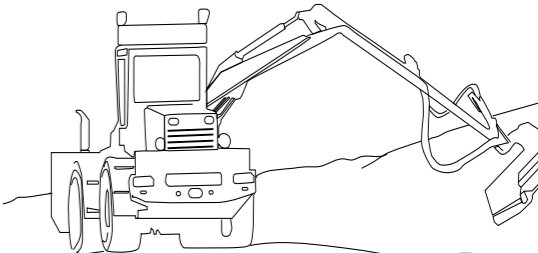
CRANES

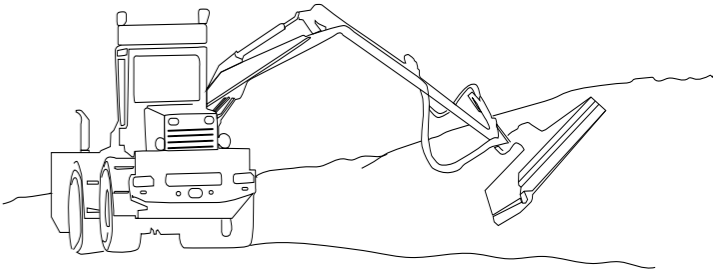
TECHNICAL DATA SC45 | SC7 | SC8 | SC160

CRANE MODEL	SC45	SC7	SC8	SC160
Reach, slewing motor centre – outermost link	6343 (SH150)	7390 (SH170)	8450 (SH210)	11075 (SH210)
Slew system	Twin slew system	Twin slew system	Twin slew system	Twin slew system
Slew angle	210° alt 380°	370°	370°	200°
Arm extension (telescope) (mm)	1250	1700	1250	6000
Recommended flow (l / min)	60-80	60-110	60-120	130-200
Working pressure (bar)	190	235	235	235
Weight including oil (kg)	740	1340	1430	2500

MOWERS


TECHNICAL DATA SH | TW | V

SH CHAIN MOWER	SH125-60	SH150-80	SH170-90	SH190-110	SH210-125
Working width (mm)	1250	1500	1700	1900	210
Weight (kg)	525	585	665	750	780
Hydraulic engine (cc)	60	80	90	110	125
Hydraulic oil pressure	Min 210 bar / Max 380 bar				
Hydraulic oil flow					
Min (l/min)	100	100	100	100	120
Desirable (l/min)	120	130	130	130	145
Max (l/min)	140	150	160	160	170
TW OFFROAD MOWER	SH150-60-TW-90°	SH150-80-TW-90°			
Working width (mm)	1500	1500			
Weight (kg)	530	540			
Hydraulic engine (cc)	60	80			
Hydraulic oil pressure	Min 210 bar / Max 380 bar				
Hydraulic oil flow					
Min (l/min)	80	100			
Desirable (l/min)	95	130			
Max (l/min)	110	150			
V FLAIL MOWERS	V130	V160	<div>Because we continuously work with product development and continuous improvements, we reserve the right data in the brochure can be adjusted.</div> <div>We also reserve the right to make any typos.</div>		
Working width (mm)	1310	1598			
Weight (kg)	500	555			
Hydraulic engine (cc)	F12-40	F12-40			
Hydraulic oil pressure	Min 210 bar / Max 380 bar				
Hydraulic oil flow	Min 100 - Desirable 130-Max 150				
Power requirement (kW)	45	45			



Because we continuously work with product development and continuous improvements, we reserve the right to data in the brochure can be adjusted.

We also reserve the right to make any typos.



Experience. Technology. Innovation.

Cranab's factories are located in Vindeln, surrounded by Swedish forests. There we develop and manufacture world-class cranes, grapples and clearing machines. We are driven by our genuine passion for forest and road clearing technology. We are also driven by our stubborn striving to constantly bring development forward. We are located in northern Sweden, but we operate all over the world close to the customers we develop products for. We listen to what they want and add over 60 years of experience and solid technological know-how to develop innovative products.

Experience, technological know-how and a constant desire to improve. It's a little ingenious combination if you ask us.

Cranab Slagkraft is part of the Fassi-owned group Cranab Group, which also consists of Vimek. The companies are today world leaders in their respective areas. The common success factors are the development, manufacture and marketing of the best technical solutions for modern work in forestry and road clearing.



FASSI GROUP